

Bringing
Epigenetics to Life

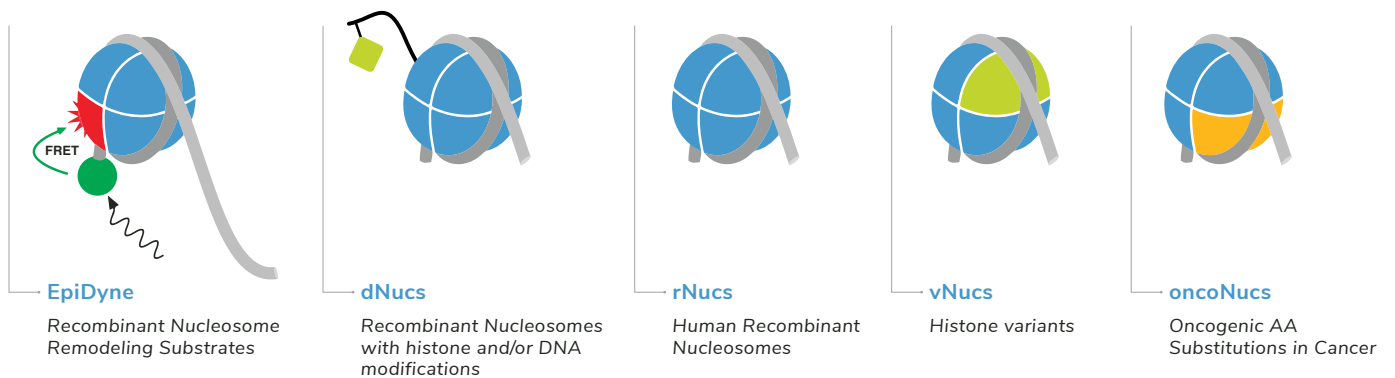
Our mission is to deliver next-generation reagents and tools to accelerate development of epigenetics-targeting therapeutics and decipher the complex molecular language of chromatin signaling. Together, we can bring epigenetics to life!

Specialized Recombinant Nucleosomes

Physiological Substrates for Drug Discovery & Epigenetics Research

Nucleosomes are the physiological target of readers, writers and erasers that interact with or modify chromatin. We offer the largest portfolio of fully defined and homogeneous recombinant nucleosomes on the market that incorporate different DNA and histone modifications, site mutations, and histone variants. These are the heart of EpiCypher's nucleosome-based platforms – SNAP-ChIP™, EpiDyne™, and AlphaNuc™.

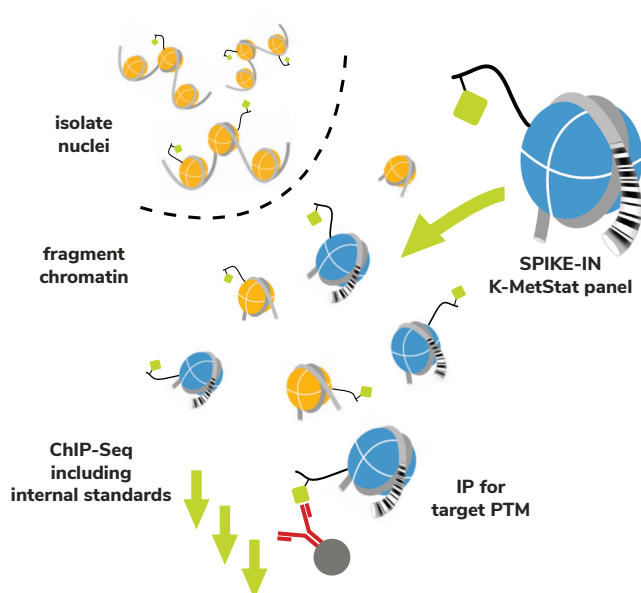
Choose your Nucleosome



SNAP-ChIP

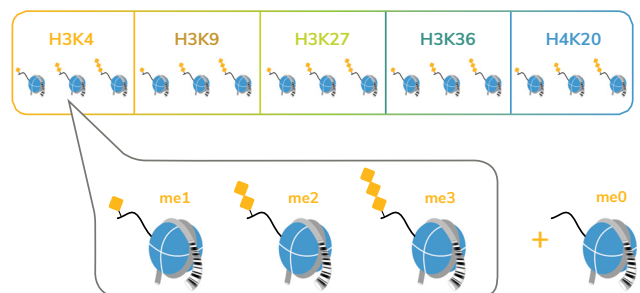
Sample Normalization & Antibody Profiling

DNA-barcoded dNucs as next-generation spike-in controls for ChIP-Seq.



K-MetStat Panel

The first product in this family consists of a panel of 16 DNA-barcoded dNucs with lysine methyl marks on H3 and H4.

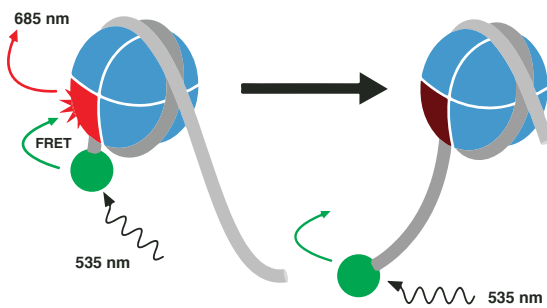


EpiDyne

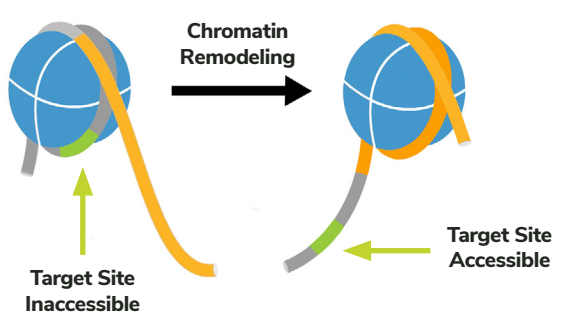
HTS-compatible nucleosome remodeling assays for drug development & basic research

Currently, EpiDyne assays have two distinct readouts: FRET and Restriction Enzyme Accessibility (REA). EpiDyne assays can be used to target SWI/SNF family remodeling complexes (e.g. SMARCA2 or SMARCA4), which are highly associated with numerous types of cancer.

EpiDyne-FRET



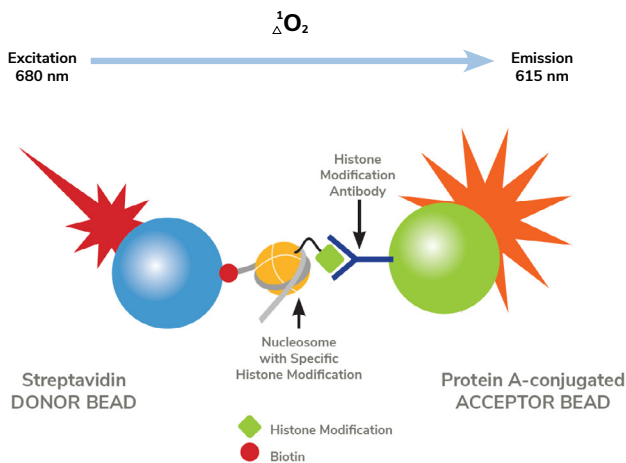
EpiDyne-REA



AlphaNuc

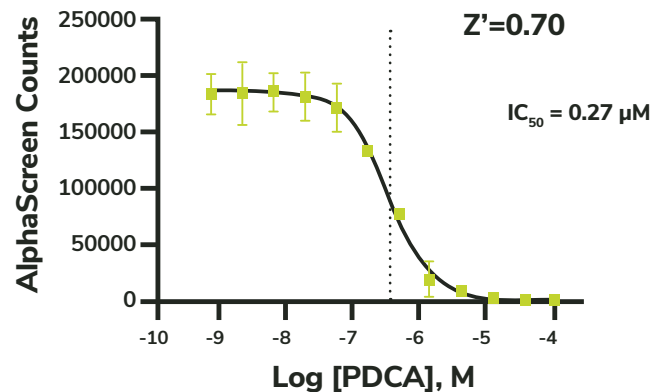
HTS-compatible nucleosome-based assays for readers, writers & erasers

Accelerate your drug development with our highly sensitive and robust AlphaNuc platform. Leverage EpiCypher's expansive dNuc collection to access historically challenging drug targets, such as eraser enzymes. HTS assay development and antibody profiling services are available.



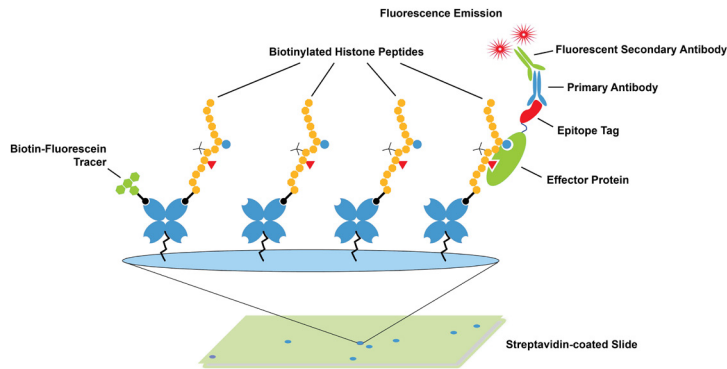
KDM4A inhibitor assay using H3K36me3 dNuc as substrate

anti-H3K36me1 used for AlphaNuc detection



EpiTriton Arrays & Histone Peptides

EpiCypher's EpiTriton Histone Peptide Array platform presents unmatched quality and diversity, with 296 peptides covering single and combinatorial modifications on histone H3, H4, H2A, or H2B. Biotinylated modified histone peptides are also available for purchase.



Features

- Highly pure modified histone peptides
- Three subarrays
- Expanded PTM coverage, including Acyl family modifications (e.g. crotonyl, butyryl, etc.)

Applications

- Antibody specificity testing
- Effector protein binding
- Enzymatic assays

Products & Services for Drug Development

