Distributed by

Stratech

your first choice for scientific solutions

www.stratech.co.uk
+44 (0) 1638 782600
orders@stratech.co.uk

@stratech_uk
@stratechscientificltd
@stratech-scientific-ltd

free delivery for uk universities

we offer a full product guarantee

outstanding technical support

www.stratech.co.uk/ibl

Japan Quality

IBL has maintained **ISO13485** certification since 2009. All our antibodies and ELISA products are manufactured and controlled in-house at our head office and main laboratory located in Japan. We are proud and confident in the quality of our products and services.

MD 616241 / ISO 13485

IBL carefully conducts all processes of antibody development with the utmost attention to the process of selecting sequence, immunization, screening, and cloning to find the best antibodies for a particular purpose. Our mission is to consistently supply quality products that are both highly specific and sensitive.

IBL has an extensive global supply network.
Please feel free to contact us Email: do-ibl@ibl-japan.co.jp if you have any questions.

IBL

Immuno-Biological Laboratories Co., Ltd. (IBL) Head Office (Main Laboratory)

1091-1 Naka Aza-Higashida, Fujioka-Shi, Gunma 375-0005, JAPAN
TEL : +81 (274) 22 2889 FAX : +81 (274) 23 6055
Email : do-ibl@ibl-japan.co.jp URL : https://www.ibl-japan.co.jp/en/

Stratech

Inflammatory Diseases

Cancers, Arthritis, Hepatitis, etc.

- CD134/OX40
- Osteopontin, Syndecan-4
- Tenascin-C, LRG, VEGF
- G-CSF, Mac-2bp
- N-ERC/Mesothelin, etc.

Unique & Niche, Antibody & ELISA

ELISA Inflammatory Diseases

Cancers, Arthritis, Hepatitis, etc.

IBL has been continuously involved in the research, development, manufacturing, and supply of antibodies used in cancer research since we first started research and development on Carcinoembryonic antigen (CEA) when the company was established. We have various antibodies and ELISAs which can be used in research of various cancers, such as large intestine cancer, stomach cancer, thyroid cancer, breast cancer, lung cancer, liver cancer, prostate cancer, leukemia, and mesothelial tumors.

ELISA

Reliable Quality
- Consistency & Accuracy
- Stable Supply
- Professional Support

Antibody

In-house Development & Control
- Select Sequence
- Strive for Specificity
- Production / QC

CD134/OX40

High Sensitivity

Factors involved in activated T cells and T cell proliferation /invasion

Example of Measurement

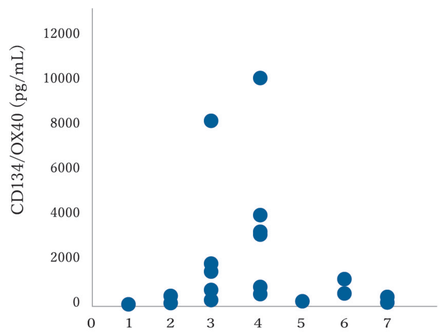

1. Healthy Individual 2. Asymptomatic HTLV-1 carrier 3. Acute ATL
4. Lymph node type ATL 5. Smoldering ATL 6. Chronic type ATL
7. HAM

Data was kindly provided by Professor Yuetsu Tanaka, Department of Immunology, Graduate School and Faculty of Medicine, University of the Ryukyus, Japan.

CD134/OX40 is a receptor of OX40 ligand (OX40L) transactivated by Tax of HTLV-1. OX40 is expressed in activated CD4+ and CD8+ T cells. OX40 on the activated T cells has a role in proliferation of T cells and production of cytokines by binding with OX40L expressed on antigen presenting cells like dendritic cells or activated B cells. In addition, it may also be involved in activated T cell invasion to inflamed areas through the binding with OX40L.

CD134/OX40

#27110 h_CD134/OX40

LRG

Best Selling

Measurement of the Concentration of LRG in Blood of Arthritis Evoked Mice

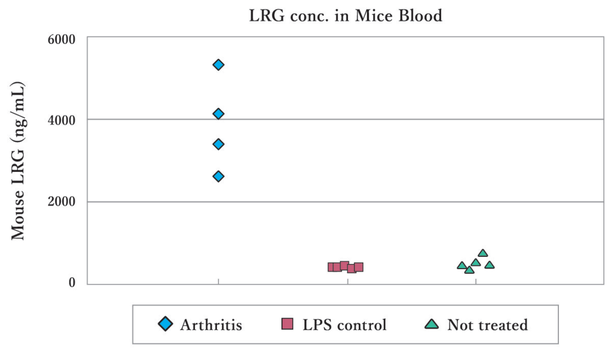

Used monoclonal cocktail antibody for evoking arthritis.
(Supplied by Iwai Chemicals Company)

LRG is focused on as an active biomarker used in research of inflammatory related disease. It has been used in research of various cancers and inflammatory disease such as idiopathic Normal Pressure Hydrocephalus (iNPH), diabetes, pancreatic cancer and Primary Biliary Cholangitis (PBC).

LRG

#27769 h_LRG
#27785 m_LRG
#27770 r_LRG (On Request)

h: Human m: Mouse r: Rat hmr: Human / Mouse / Rat

Mac-2bp

Hepatitis Research

Mac-2 binding protein (Mac-2bp) is a secreted glycoprotein (90kDa) and identified as a ligand of Galectin-3. It is considered that it promotes cell adhesion through interaction with Galectin-3. It has also been considered that Mac-2bp is a useful blood biomarker for research of chronic hepatic diseases such as NASH (Non-Alcoholic Steatohepatitis).

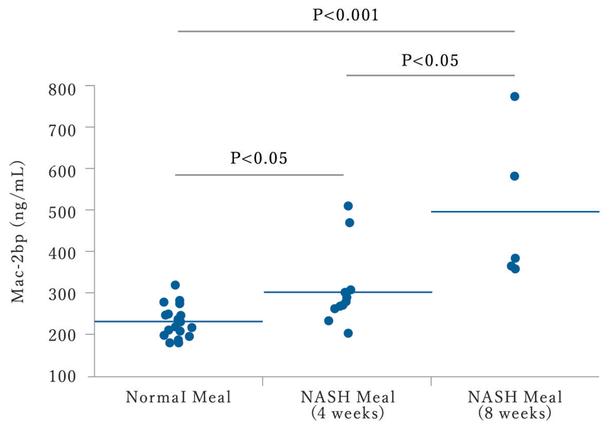

Data provided by: Dr. Kamata Y and Dr. Miyoshi Y, Department of Functional Diagnostic Science, Osaka University, Graduate School of Medicine.

Reference
Establishment of mouse Mac-2 binding protein enzyme-linked immunosorbent assay and its application for mouse chronic liver disease models. Iwata A et al. Hepatol Res. 2016 Sep 11.

Explanation of Method of Feeding

Normal Meal
The meal that is used as a normal meal at an animal testing center was fed to mice.

NASH Meal
High fat and high cholesterol food (7.5% fatty acid, 1.25% cholesterol, and 0.5% cholic acid) was fed to mice for 4 weeks or 8 weeks.

Mac-2bp

#27362 h_Mac-2bp
#27796 m_Mac-2bp

Other Products

Galectin-3
#27755 h_Galectin-3

G-CSF
#27131 h_G-CSF

Mac-2bp
#27362 h_Mac-2bp
#27796 m_Mac-2bp

N-ERC/Mesothelin
#27190 h_N-ERC/Mesothelin
#27783 m_N-ERC/Mesothelin
#27765 r_N-ERC/Mesothelin

Osteopontin
#27158 h_Osteopontin
#27258 h_Osteopontin N-Half
#27351 m_Osteopontin
#27259 m_Osteopontin N-Half
#27360 r_Osteopontin

Periostin
#27262 h_Periostin

Syndecan-4
#27188 h_Syndecan-4

Tenascin-C
#27751 h_Tenascin-C Large (FNⅢ-C)
#27767 hmr_Tenascin-C Large (FNⅢ-B)

VEGF Family
#27171 h_VEGF
#27102 m_VEGF
#27101 r_VEGF
#27756 h_VEGF-C

VEGF Receptor
#27779 h_VEGFR-3/Flt-4

etc.

All IBL ELISA and antibody products are research use only and they cannot be used for diagnostic or medical purposes.