


















nanoComposix Standard Products

	Gold Nanospheres	5 to 100 nm with CVs of < 15%. Available with citrate, tannic acid, PVP, lipoic acid, PEG, BPEI, PEG-carboxyl, streptavidin, and NHS surfaces. Can be provided endotoxin-free.
	Silica-Shelled Gold Nanospheres	The silica shell increases stability in a wide range of solvents and provides a versatile surface for conjugation.
	Dodecanethiol-Stabilized Gold Nanospheres	Stable in a wide variety of organic solvents. Material provided dry; add your organic solvent of choice for an unagglomerated dispersion.
	Silver-Shelled Gold Nanospheres	Tunable core diameter and shell thickness with controllable optical properties and atomic ratios.
	Gold Nanoshells	Selectable peak plasmon resonances (660 nm, 800 nm, 980 nm). Available with PEG, PVP, PEG carboxyl, NHS, and streptavidin surfaces.
	Gold Nanorods	Selectable peak plasmon resonances (660 nm, 800 nm, 980 nm). Available with citrate, PEG, or PEG-carboxyl surfaces.
	Silver Nanospheres	5 to 200 nm with CVs of < 15%. Available with citrate, PVP, lipoic acid, PEG, or BPEI surfaces. Can be provided endotoxin-free.
	Dodecanethiol-Stabilized Silver Nanospheres	Stable in a wide variety of organic solvents. Material provided dry; add your organic solvent of choice for an unagglomerated dispersion.
	Silica-Shelled Silver Nanospheres	The silica shell increases stability in a wide range of solvents and provides a versatile surface for conjugation.
	Silver Nanoplates	Optical resonance can be tuned to peak at specific wavelengths (660 to 1064 nm).
	Silica-Shelled Silver Nanoplates	The silica shell increases stability in a wide range of solvents and provides a versatile surface for conjugation.
	Silver Nanocubes	Bichromatic, exhibiting different colors depending on whether the sample is transmitting or scattering incident light.
	Silica Nanospheres	Sizes from 20 nm to 1 µm with CVs of < 12%. Available with hydroxyl- and amine-terminated surfaces.
	Mesoporous Silica Nanospheres	Porous silica nanomaterials. 100 nm size particles available off the shelf with a hexagonal (MCM-41 type) pore structure and hydroxyl- or amine-terminated surface options.
	Magnetite Nanoparticles	Unagglomerated and monodisperse magnetically responsive, magnetite (Fe ₃ O ₄).
	Platinum Nanoparticles	Sizes from 5 to 70 nm with CVs of < 15%. Available off-the-shelf with a citrate surface. Also available sterile and endotoxin-free.

Thousands of Combinations...


Silver Plates




Ultra Uniform Gold



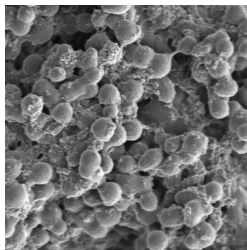
Mesoporous Silica



Quantum-Dot
Studded Silica



PLGA




Gold Nanorods



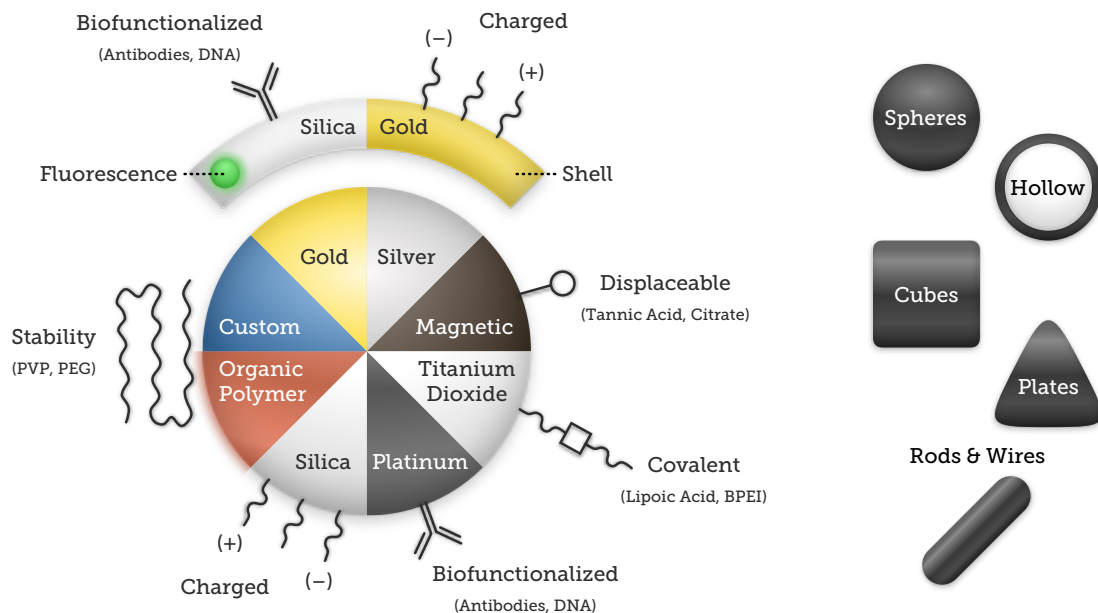
Biofunctionalized Gold
Nanoshells



Silver Cubes



Infinite Potential.



NanoComposix specializes in the fabrication, characterization, and integration of nanomaterials into products and systems. Our mission is to enable our customers to maximize the potential benefits of nanotechnology through the use of precisely engineered and highly characterized nanomaterials. During the last 15+ years, we've developed over 400 variants of nanoparticles that are utilized in a wide range of applications including clinical diagnostics, drug delivery, photothermal therapy, optics, and imaging.