

Stampwell


The easy way to mold wells in hydrogel



Stampwell is a stamp to imprint micro-wells and mount 3D biological samples for parallelized microscopy experiments.

Key features

1. Keeps samples on a **similar focal plane**
2. **Immobilizes** samples
3. **User-friendly and economic**
 - Easy to handle
 - Usable dozens of times
4. Compatible with a **wide variety of hydrogels**
5. Easy to keep track of samples located with their **alpha-numerical register mark**



Organoid Stampwells

Suitable for organoid **culture & imaging**

V-shape 300 - for small organoids



V-shape 300µm



42 wells per stamp
Well bottom diameter: 300µm

V-shape 500 - For large organoids



V-shape 500µm



42 wells per stamp
Well bottom diameter: 500µm

Results

hiPSCs cyst in alginate capsule, in a V-shape well molded with Stampwell


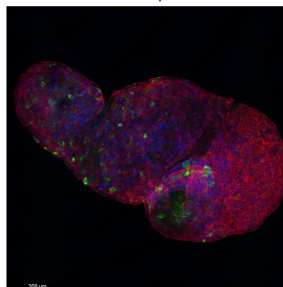


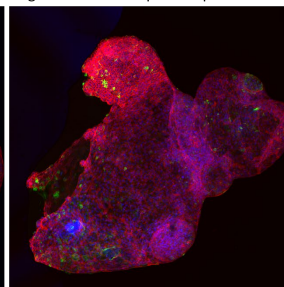
Image credit: Gaëlle Recher & Maxime Feyeux, Bordeaux, 2019

Airway organoids grown in Stampwell V-shape vs other techniques

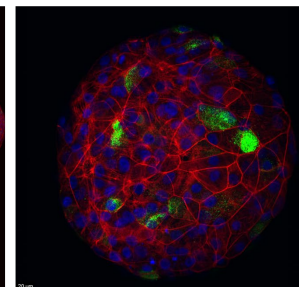
Ultra low attachment plate



Agarose coated suspension plate



Agarose stampwell



Green: Goblet cells (muc5AC) ; Red: actin (phalloidin) ; Blue: nuclei (Topro)

Image credit: Signe Lolle, Righospitalet, Copenhagen (Denmark)

