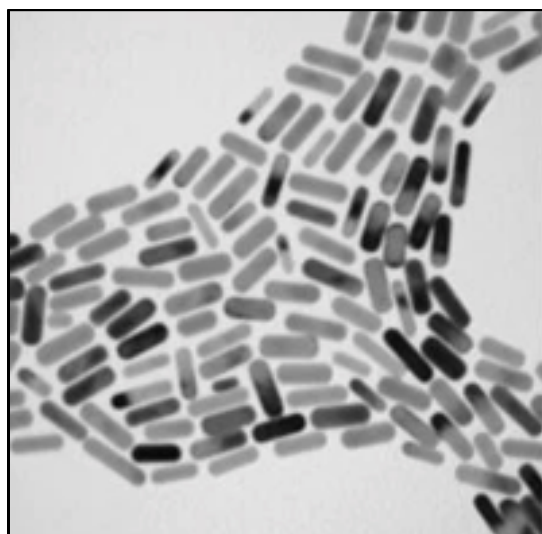
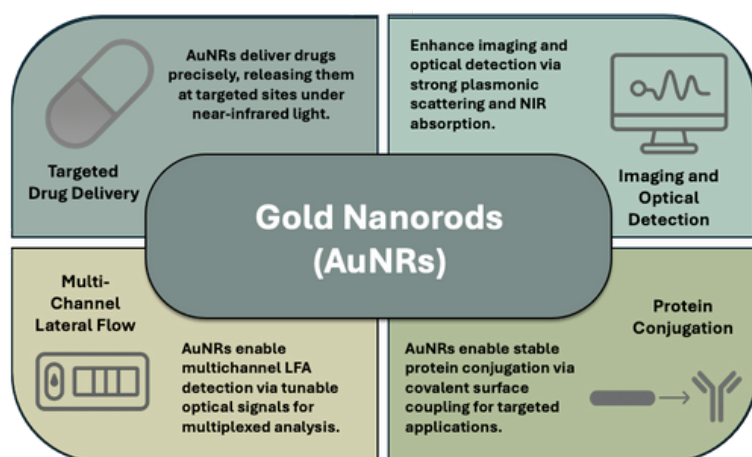


Gold NanoRods: Tunable Plasmonic Nanostructures

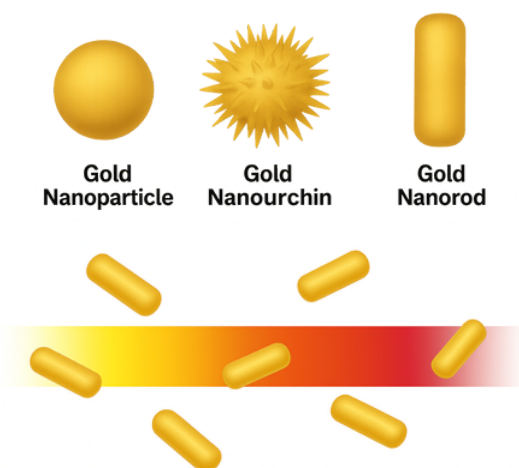
Gold nanorods (AuNRs) exhibit distinctive shape-dependent optical properties, including tunable plasmon resonance extending into the near-infrared region, making them highly versatile for biomedical and diagnostic applications. They are widely used in imaging, photothermal therapy, sensing, and targeted drug delivery. Cytodiagnosics produces gold nanorods with precise aspect ratios, narrow size distributions, and exceptional batch-to-batch consistency, ensuring reliable performance across research and commercial applications.



Applications



Types of Nanoparticles



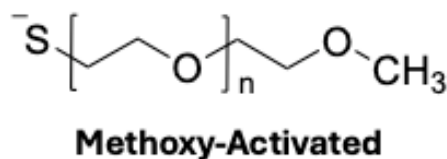
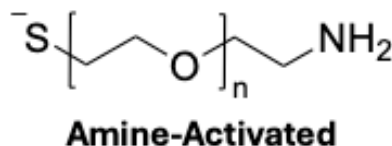
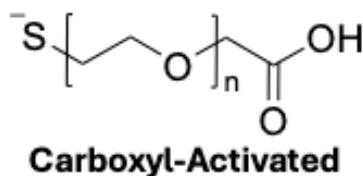
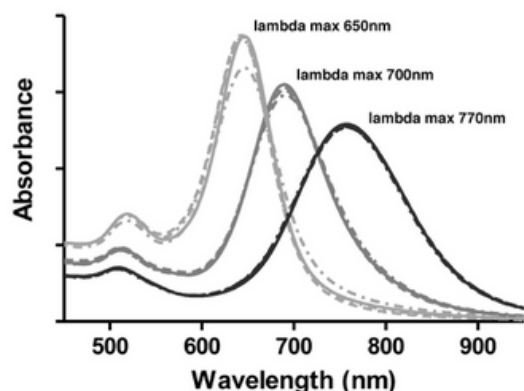
Products

Methoxy Nanorods: possess highly engineered surface chemistry optimized for EDC/NHS activation, allowing robust and stable covalent attachment of proteins and antibodies.

Amine Nanorods: offer surface functionalization tailored for rapid and efficient coupling with NHS-activated proteins and antibodies, resulting in durable covalent linkages.

Carboxyl Nanorods: possess precision-tailored surface chemistry that facilitates efficient EDC/NHS coupling with proteins and antibodies, resulting in stable and reliable covalent conjugation.





Carboxyl-Activated AuNRs

Catalogue No.: GRC3K-X-Y (PEG 3 kDa)
GRC5K-X-Y (PEG 5 kDa)

X - nm particle size (10-25 nm)

Y - Absorption Maximum (650, 700, 770 nm)

Z - Volume (0.5 or 1.0 mL)

Description: Cytodiagnostics Carboxyl Gold Nanorods feature precision-engineered surfaces for efficient EDC/NHS coupling to proteins and antibodies, enabling stable covalent conjugation. Available in multiple aspect ratios (650 - 25 nm, 700 - 15 nm, and 770 - 5 nm) and spacer lengths (3 kDa, 5 kDa) to optimize performance across diverse applications. Sold in OD 50.

Amine-Activated AuNRs

Catalogue No.: GRA3K-X-Y-Z (PEG 3 kDa)
GRA5K-X-Y-Z (PEG 5 kDa)

X - nm particle size (10-25 nm)

Y - Absorption Maximum (650, 700, 770 nm)

Z - Volume (0.5 or 1.0 mL)

Description: Cytodiagnostics Amine Gold Nanorods feature functionalized surfaces designed for efficient coupling with NHS-activated proteins and antibodies, forming stable covalent bonds. Offered in three aspect ratios (650 - 25 nm, 700 - 15 nm, and 770 - 5 nm) and two spacer lengths (3 kDa, 5 kDa), they provide flexibility for optimizing bioconjugation and assay performance. Sold in OD 50.

Methoxy-Activated AuNRs

Catalogue No.: GRM2K-X-Y-Z (PEG 2 kDa)
GRM5K-X-Y-Z (PEG 5 kDa)

X - nm particle size (10-25 nm)

Y - Absorption Maximum (650, 700, 770 nm)

Z - Volume (0.5 or 1.0 mL)

Description: Cytodiagnostics Methoxy Gold Nanorods feature an inert surface chemistry ideal for use as control samples or in high-salt environments. Available in three aspect ratios (650 - 25 nm, 700 - 15 nm, and 770 - 5 nm) and two spacer lengths (2 kDa, 5 kDa), they provide reliable stability and flexibility for optimized experimental design. Sold in OD 50.

